



WORLD SERIES
OF
POKER[®]
♦ ♠ ♥ ♣

TOURNAMENT OF CHAMPIONS

2007 Edition



ACTIVISION[®]

WARNING: READ BEFORE USING YOUR PLAYSTATION®2 COMPUTER ENTERTAINMENT SYSTEM.

A very small percentage of individuals may experience epileptic seizures when exposed to certain light patterns or flashing lights. Exposure to certain patterns or backgrounds on a television screen or while playing video games, including games played on the PlayStation 2 console, may induce an epileptic seizure in these individuals. Certain conditions may induce previously undetected epileptic symptoms even in persons who have no history of prior seizures or epilepsy. If you, or anyone in your family, has an epileptic condition, consult your physician prior to playing. If you experience any of the following symptoms while playing a video game — dizziness, altered vision, eye or muscle twitches, loss of awareness, disorientation, any involuntary movement, or convulsions — **IMMEDIATELY** discontinue use and consult your physician before resuming play.

WARNING TO OWNERS OF PROJECTION TELEVISIONS:

Do not connect your PlayStation 2 console to a projection TV without first consulting the user manual for your projection TV, unless it is of the LCD type. Otherwise, it may permanently damage your TV screen.

USE OF UNAUTHORIZED PRODUCT:

The use of software or peripherals not authorized by Sony Computer Entertainment America may damage your console and/or invalidate your warranty. Only official or licensed peripherals should be used in the controller ports or memory card slots.

HANDLING YOUR PLAYSTATION 2 FORMAT DISC:

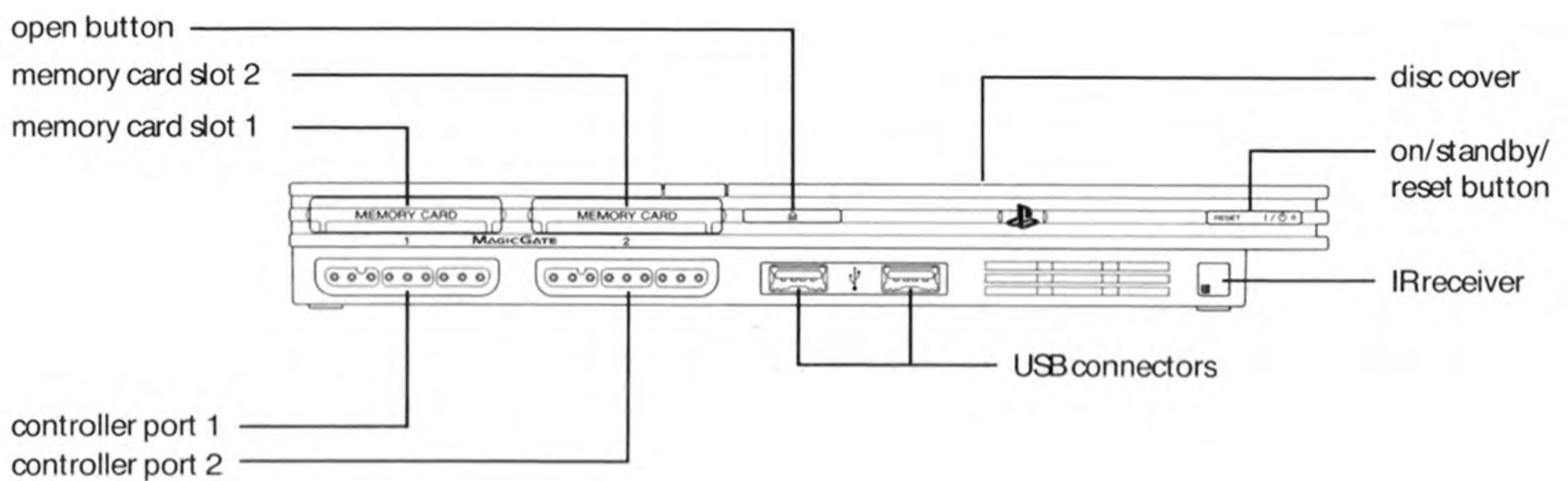
- This disc is intended for use only with PlayStation 2 consoles with the NTSC U/C designation.
- Do not bend it, crush it or submerge it in liquids.
- Do not leave it in direct sunlight or near a radiator or other source of heat.
- Be sure to take an occasional rest break during extended play.
- Keep this compact disc clean. Always hold the disc by the edges and keep it in its protective case when not in use. Clean the disc with a lint-free, soft, dry cloth, wiping in straight lines from center to outer edge. Never use solvents or abrasive cleaners.



Getting Started	2
Starting Up	3
Basic Navigation	4
Controls	4
Saving the Game	4
Online Play	5
PlayStation®2 Online	5
Setting up your EyeToy™ USB camera	5
Setting up your headset	5
Home Router/Firewall Configuration Information	6
Connecting your PlayStation®2 to your PSP®	6
WSOP: Tournament of Champions	7
Difficulty	7
Edit Player	7
Main Menu	7
Start Career Menu	8
Career Menu	8
Options	8
Playing the Game	9
Heads Up Display (HUD)	9
Collectables	10
Poker Tools	11
Pot Odds	11
Hand Odds	11
Outs	11
Opponents	12
Game Stats	12
The Games	13
Hand Ranking	13
Texas Hold'Em Rules	15
Limit Hold'Em	16
No Limit Hold'Em	16
Pot Limit Hold'Em	16
Omaha Rules	16
Omaha High-Low Rules	16
Seven Card Stud Rules	17
Razz Poker (Seven Card Stud Low)	17
HORSE	17
Credits	18
Customer Support	23
Software License Agreement	25



GETTING STARTED



Set up your PlayStation[®] 2 computer entertainment system according to the instructions supplied with your system. Check that the system is turned on (the on/standby indicator is green). Press the OPEN button to open the disc cover. Place the World Series of Poker: Tournament of Champions disc with the label side facing up in the disc holder, and then close the disc cover. Attach game controllers and other peripherals as appropriate. Follow the on-screen instructions and refer to this manual for information on using the software.

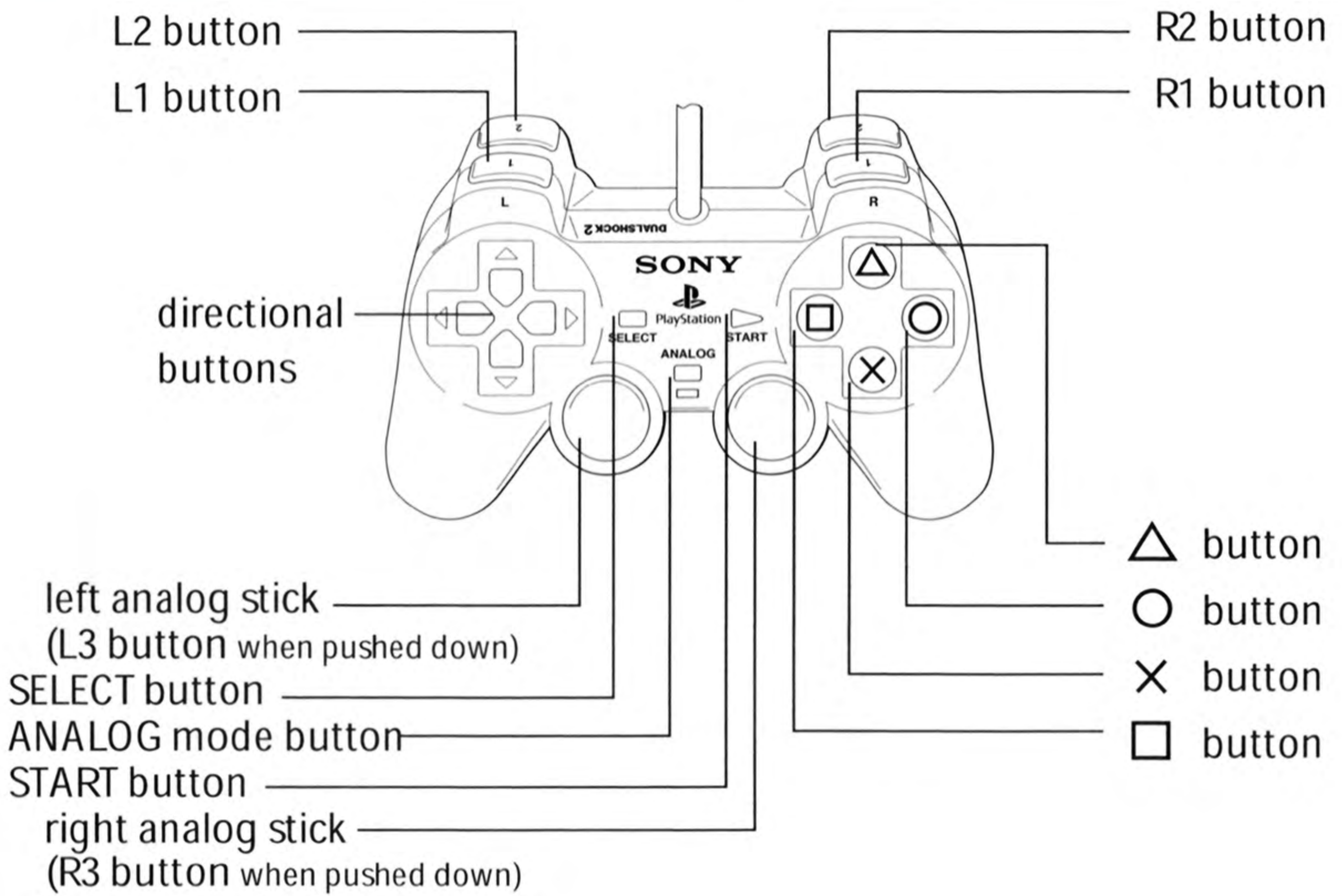
Memory Card (8MB)(for PlayStation[®] 2)

To save game settings and progress, insert a memory card (8MB)(for PlayStation[®] 2) into MEMORY CARD slot 1 of your PlayStation[®] 2 system. You can load saved game data from the same memory card or any memory card (8MB)(for PlayStation[®] 2) containing previously saved games.



STARTING UP

DUALSHOCK®2 ANALOG CONTROLLER CONFIGURATIONS





BASIC NAVIGATION

To select menu options, use **↑** and **↓** directional buttons to navigate the menu options. Highlight the desired option and press **X** to accept. World Series of Poker: Tournament of Champions supports the DUALSHOCK®2 analog controller.

Controls

These are the in game controls in World Series of Poker: Tournament of Champions.

START button	Pause Menu
↑/↓/←/→	Control betting interface
left Analog Stick	Control betting interface
△	Peek at your cards
X	Confirm
□	<ul style="list-style-type: none"> • Show Hint (Hold'Em or Fold'Em only) • Reveal Cards (Online only) • Pre-move (Online only)
L2 button	Switch Ticker view
R1 button	Help Screen
R2 button	Poker Tools
R3 button	Toggle on/off first person view
right Analog Stick	Control camera in first person view

Saving the Game



Saving occurs automatically at various points throughout the game. When you see the memory card (8MB)(for PlayStation®2) icon, WSOP: TOC is saving your options, progress or unlocked items. When you see the icon, please do not remove the memory card (8MB)(for PlayStation®2) or the controller or reset/switch off the console.



ONLINE PLAY

PlayStation®2 Online

Take World Series of Poker: Tournament of Champions to the next level! You can play up to 9 players in multi-player Poker games against other poker enthusiasts across the country as well as up to 9 players in the uniquely customizable My Poker Room online.

Note: The following setup instructions may not match all PlayStation®2 console types. For owners of SCPH-70000 series PlayStation®2 systems, refer to the setup instructions supplied with your system.

To play online you must have a broadband internet connection and network adaptor (Ethernet/modem)(for PlayStation®2) connected to your PlayStation®2 computer entertainment system. To play World Series of Poker: Tournament of Champions online, you'll need to have your network configuration file saved on your memory card (8MB)(for PlayStation®2). Network setting(s) can be created using the network adaptor start-up disc included with the network adaptor (Ethernet/modem)(for PlayStation®2).

Note about using Quickmatch in Online Play: When you select Quickmatch, it will search for any Texas Hold'Em game not yet started and add you to the game lobby. If Quickmatch does not find any Texas Hold'Em games it will create a No Limit Texas Hold'Em game for you so people may join your game.

Setting up your EyeToy™ USB camera (OPTIONAL)

If you have an EyeToy™ USB camera (for PlayStation®2), you can allow other players to see you during the game. This is an optional feature and is not required for online play.

Your EyeToy™ USB camera connects to either of the two USB connectors located on the front of your PlayStation®2. With the USB Symbol facing up, insert the EyeToy™ USB camera cable into one of the USB connectors. The blue LED power indicator on the front of the camera should light up to indicate your EyeToy™ USB camera is ready to use.

For tips on how to get the best picture quality as well as troubleshooting, please refer to the instruction manual of your EyeToy™ USB camera.

Setting up your headset (OPTIONAL)

If you have a certified PlayStation®2-compatible USB headset, you can chat with other players during online play. This is an optional feature and is not required for online play.

Your PlayStation®2-compatible USB headset connects to either of the two USB connectors located on the front of your PlayStation®2. With the USB Symbol facing up, insert the cable into one of the USB connectors. Once connected the headset is always on. Make sure the microphone is not too close to your mouth. You can adjust the headset volume with the volume control on the headset wire and you can adjust where the voice chat outputs by going to the Sound Options menu and changing the Voice Chat Playback option.

For tips and troubleshooting, please refer to the instruction manual of your PlayStation®2-compatible USB headset.



Home Router/Firewall Configuration Information

A router is a network device that directs network traffic to and from your PC or video game console when they are sharing a single internet connection. More often than not, routers used for home networks have a firewall built into them. A firewall will look at network traffic going into the router and determine if it should be blocked or let in.

Routers and firewalls can be configured numerous ways but commonly they are configured to not allow "unsolicited" traffic from the internet to your PC or video game console.

Activision does not support the use of routers or firewalls for multiplayer online play. However, because of the increasing use of routers and firewalls in the home network environment, we have provided the following information for advanced users to assist them in customizing their home network settings in order to accommodate multiplayer online play.

ACTIVISION ASSUMES NO LIABILITY FOR DAMAGE RESULTING FROM THE CONNECTION OF ANY DEVICE TO THE PlayStation®2, NOR THE LOSS OF DATA OR OTHER PROBLEMS RESULTING FROM ANY CHANGES YOU MAKE TO YOUR EXISTING ROUTER/FIREWALL NETWORK SETTINGS.

In order to configure a router using Network Address Translation (NAT) or a firewall, consult the user guide for your router to enable **PORT FORWARDING** settings as specified below. Forward or route all traffic onto the following ports to the IP address of your PlayStation®2.

WSOP:TOC uses UDP port# 3074 and 3658

WSOP:TOC uses TCP port# 3074

WSOP:TOC supports NAT, but this process may delay connections. For the best results, do not run WSOP: TOC behind a router or firewall; it may take several minutes for video and voice chat to connect if you're playing behind a router or firewall.

Note: Gameplay will function normally as video and voice chat connects.

Connecting your PlayStation®2 to your PSP®

With a USB cable you can connect your PlayStation®2 to you PSP® and transfer your career or special unlocked pros to your PSP® and vice versa.



WSOP: TOURNAMENT OF CHAMPIONS – MAKING YOU THE BEST OF THE BEST

Chris “Jesus” Ferguson has selected you as the most promising rookie to win an invitation to the Tournament of Champions. But before you get there you need to sharpen your poker skills, and earn points through Harrah’s tournaments known as the World Series of Poker Circuit Events. As Chris Ferguson’s protégé, he will take care of your buy-ins and give you tips on how to play better poker, as well as tips on how to take down some of the top poker pros you’ll be facing. Do you think you have what it takes to be crowned the Champion of Champions?

Difficulty

There are three difficulty settings to choose from:

Amateur - A light amount of participants and a small amount of points to earn to unlock the Tournament of Champions.

Semi-Pro - A large amount of participants and a large amount of points to earn to unlock the Tournament of Champions.

Pro - The largest amount of participants and the largest amount of points to earn to unlock the Tournament of Champions. Note: In this difficulty setting you can’t let your bankroll drop to zero or your career is over.

Edit Player

To get started in World Series of Poker: Tournament of Champions you need to create a character. To edit your character, simply highlight the desired option and it will automatically appear on your character. When you’ve made all the desired changes press Δ to go back, and a confirmation message will appear. You can either keep the changes you’ve made or go back and edit your player more.

Main Menu

Quickplay - Play a quick hand of Hold’Em or customize a Tournament or a Sit-and-Go game to your liking. You can practice all the WSOP poker variations or get familiar with new ones.

Career - Get ready for the ultimate challenge as Chris Ferguson takes you under his wing showing you the way to the Tournament of Champions.

Multiplayer - Take what you know and go toe to toe with other poker players across the country.

Options - Here you can adjust the game options, the sound options, and view the credits.

Tutorial - Learn how to play Texas Hold’Em from none other than Chris “Jesus” Ferguson!



Start Career Menu

Continue Career - Continue a career already in progress.

Start New Career - A fresh start on a new career.

Load Career - Load a previously saved game.

Delete Career - Get rid of a career that has been saved.

Career Menu

Start Career - Start your journey through the World Series of Poker: Tournament of Champions.

Invitational Events - As you progress through your career certain pros will invite you to special exclusive games.

Heads-Up Tournament - Heads-Up Tournament puts you up against top pro players one on one.

Hold'Em or Fold'Em - In this area you get to practice your game and ask Chris Ferguson for advice on your starting hand.

Awards & Stats - Here you can look at your awards, stats for your character, or restart your career.

Edit Player - Here you can select a stock player or create your own ideal poker player. Also, you can select to play as a pro once you've unlocked them.

Edit My Poker Room - As you unlock items for the My Poker Room in career, you can arrange and place those items by going here.

Options - Change the default game and audio settings.

Save Career - This is where you save your game or your character.

Transfer Career - If you have the PSP® version for World Series of Poker: Tournament of Champions, you can transfer your career from your PlayStation® 2 to your PSP® and take it on the road with you. When you get back you can transfer your career back to your PlayStation® 2 from your PSP®.

Options

Within the options menu you can alter the following settings.

Game Options

Game Speed - Choose from normal, medium, and fast.

Allow CPU Skipping - Turning this on will allow you to not have to wait for other players to make their betting decision (single player only).

Auto-peek at cards - This will automatically bring up your hole cards on screen.



Next Card Camera - When you are head to head against a player and you fold during the Turn betting round, this will let you see what the River card would have been if you stayed in the hand.

Always Top-Down - This gives you a bird's-eye-view of everyone at the table.

4 Color Deck - Each suit has its own color to help you see flushes.

Max Raises (Limit Games) - Choose how many times players may raise.

HORSE Game Change - This changes how often the card games change.

Sound Options

SFX Level - Control the volume of the sound effects.

Music Level - Control the volume of the music.

Ambient Level - Control the volume of the ambient sounds.

Voice Level - Control the volume of the Commentary and Poker Players.


Voice Chat Playback - Control were to output chat audio for online play.

Credits - You can view the credits and find out about all the people that made the World Series of Poker: Tournament of Champions game possible.

PLAYING THE GAME

Heads Up Display (HUD)

All the players at the table will have their information displayed in the Heads Up Display (HUD). This will help you keep track of what is happening during the game. The HUD will show you:



Your cards - your cards appear when you press the Triangle button to peek at them or you can turn on auto-peek in the Game Options menu.

Ticker - All sorts of game information is shown here, from rewards to poker advice.



Collectables

During your career run you will be rewarded items for doing well or accomplishing great feats. When this happens an icon like the ones shown below will appear on the ticker.

Collector Chips



When you achieve a gameplay milestone you are rewarded with a Collector Chip symbolizing that achievement. You can take some of the Collector Chips online and use them as antes in winner take all matches. You can view your Collector Chips by going to the Career Stats menu.

Poker Tools



When you play enough hands of poker you will receive a Poker Tool to help you learn more about poker. More information on Poker Tools is provided in the Poker Tools section.

**Note: Poker Tools are geared for Texas Hold'Em only.*

Levels



As you progress through your career run you will unlock new levels to play in Quickplay and Online.

Character Items and My Poker Room Items



Depending on how well you do in the tournaments you will be rewarded with items for your character to wear as well as items to deck out the My Poker Room.



POKER TOOLS

The Poker Tools are designed to help you become better a poker player. The tools automatically track vital statistics that you would otherwise have to do manually, either by taking notes or simply trying to recall events. The tools themselves are broken down into categories: Pot Odds, Hand Odds, Outs, Opponents, and Game Stats.

**Note: Poker Tools are geared for Texas Hold'Em only.*

Pot Odds

The Pot Odds tool is comprised of general statistics about the current hand being played.

Pot Odds - The ratio between the cost to stay in the hand and the amount that could be won.

Hand Rank - Ranks your hand against the total number of possible hands.

WSOP TOURNAMENT OF CHAMPIONS POKER TOOLS

POT ODDS | HAND ODDS | OUTS | OPPONENTS | GAME STATUS

THE RATIO OF \$-TO-CALL TO POT SIZE - THE RANKING OF YOUR HAND BY STRENGTH

POT ODDS

POT: \$75 To STAY IN: \$30
POT ODDS FOR THE ROOKIE
2.5 : 1

HAND RANK

YOUR HAND RANK IS 27 OUT OF 169 POSSIBLE HANDS
THE BEST POSSIBLE HAND RIGHT NOW IS A PAIR OF ACES

YOUR CARDS: Q 9
COMMUNITY CARDS: [] [] [] [] [] []

Hand Odds

Hand Odds calculate what the pre-flop odds are of making a certain type of hand. This shows you your chances of making all the different winning hand combinations in one easy to read diagram.

WSOP TOURNAMENT OF CHAMPIONS POKER TOOLS

POT ODDS | HAND ODDS | OUTS | OPPONENTS | GAME STATUS

CHANCE OF HITTING A HAND ON THE FLOP WITH YOUR STARTING HOLE CARDS

HAND TYPE	PERCENTAGE	ODDS
ROYAL FLUSH	IMPOSSIBLE	N/A
STRAIGHT FLUSH	0.010%	9801 : 1
FOUR-OF-A-KIND	0.010%	9801 : 1
FULL HOUSE	0.092%	1089 : 1
FLUSH	0.9%	121 : 1
STRAIGHT	0.7%	156 : 1
THREE-OF-A-KIND	1.6%	63.6 : 1
TWO PAIR	4.1%	24.7 : 1
PAIR	40.5%	2.5 : 1
NO PAIR	52.4%	1.9 : 1

YOUR CARDS: Q 9
COMMUNITY CARDS: [] [] [] [] [] []

Outs

This tool is used to find out what combination of cards in the deck will improve your hand when taking into account the community cards.

Number of Outs - This lists the cards in the deck that can improve your hand.

Percentage of hitting an Out - Once you have your outs calculated the Percentage of hitting an Out tool calculates the chances of getting that "out".

WSOP TOURNAMENT OF CHAMPIONS POKER TOOLS

POT ODDS | HAND ODDS | OUTS | OPPONENTS | GAME STATUS

THE NUMBER OF CARDS REMAINING THAT WILL MAKE A WINNING HAND

18 OUTS FOR THE ROOKIE

A	Q	10	9	8	7	6	5	4	3	2
A	J	10	9	8	7	6	5	4	3	2
A	Q	10	9	8	7	6	5	4	3	2
A	Q	10	9	8	7	6	5	4	3	2

CHANCE OF HITTING AN OUT
18/47 = 38.3%

YOUR CARDS: Q 9
COMMUNITY CARDS: J K 3 [] [] [] [] [] []



Opponents

The Opponents tool tracks your opponents' percentages for hands played and pre-flop raises.

Hands Played - This shows you what percentage of hands your opponents are playing through to the Flop. This in turn tells you how "loose" or "tight" your opponents are.

Pre-flop Raises - This shows you how often your opponents raise before seeing a Flop. An opponent with a high number of raises before the Flop would indicate an aggressive player.

WSOP TOURNAMENT OF CHAMPIONS POKER TOOLS

POT ODDS | HAND ODDS | ODDS | **OPPONENTS** | GAME STATUS

HISTORICAL DATA ABOUT YOUR OPPONENTS

NAME	CURRENT GAME		CAREER	
	%HANDS PLAYED	%PRE-FLOP RAISES	%HANDS PLAYED	%PRE-FLOP RAISES
T.J. CLOUTIER	47%	23%	47%	23%
THE ROOKIE	11%	5%	11%	5%
KARINA JETT	29%	29%	29%	29%
MAX PESCATORI	23%	11%	23%	11%
CHRIS FERGUSON	29%	17%	29%	17%
JENNIFER TILLY	35%	29%	35%	29%
PHIL LAAK	29%	17%	29%	17%
SCOTT FISCHMAN	11%	5%	11%	5%

YOUR CARDS: K 8
COMMUNITY CARDS: [] [] [] [] [] []

Game Stats

This tool gives you all the general information about the game the player is currently playing.

In this tool you will find:

The Game Type

Limit Type

Starting Chips

Hands Dealt

Next Blind Increase

Number of Players

Blind amount

Ante and Limits

WSOP TOURNAMENT OF CHAMPIONS POKER TOOLS

POT ODDS | HAND ODDS | ODDS | OPPONENTS | **GAME STATUS**

EVERYTHING YOU NEED TO KNOW ABOUT YOUR CURRENT GAME

GAME NAME	WSOP TOURNAMENT OF CHAMPIONS	
GAME TYPE	TEXAS HOLD EM	
LIMIT TYPE	NO LIMIT	
STARTING CHIPS	1,000	
HANDS DEALT	18	
NEXT BLIND INCREASE	HAND #27	
	ORIGINAL	CURRENT
# PLAYERS	9	8
BLINDS	5/10	15/30
ANTE	NONE	NONE
LIMITS	N/A	N/A



THE GAMES


Hand Ranking

Hands in poker are ranked according to the following chart. Whoever has the highest ranked hand, wins!


Royal Flush - The best possible straight flush. Ten, Jack, Queen, King, and Ace all of the same suit.



Straight Flush - Five consecutive cards, all of the same suit.




4 of a Kind - Four cards of the same rank.







Full House - Three cards of the same rank and two cards of a second rank.



Flush - Five cards of the same suit.



Straight - Five consecutive cards.




Three of a Kind - Three cards of the same rank and two unrelated cards.







Two Pair - Two cards of the same rank, two cards of another rank, and a fifth unrelated card.



One Pair - Two cards of the same rank and three other unrelated cards.



High Card - Five unrelated cards.



Texas Hold'Em Rules

The object of the game is to create the best five-card poker hand with any combination of your two face-down cards and the five community cards. In the World Series of Poker: Tournament of Champions a white disc is used to indicate which person is the "dealer". The two players to the left of the dealer button are required to make a forced bet called blinds. Before the cards are dealt, the person to the left of the dealer posts a bet called the small blind, which is equal to half of the minimum bet. The person to the left of the small blind posts the big blind, which is equal to the minimum bet. In some tournaments, an additional bet from the table called an ante may be required.



The first two cards are dealt to each player face down, and the person to the left of the big blind starts the first round of betting. When the first round of betting is complete, the first set of three community cards are then dealt face up, this is known as the Flop. A round of betting occurs followed by two more community cards dealt face up known as the Turn and the River, with a round of betting after each. At the end the best hand takes the pot.

Limit Hold'Em

Limit Hold'Em refers to the amount of chips players can bet at any given time. Before and after the Flop, players can make a bet equal to the big blind. On the Turn and the River it's twice that amount. There's a maximum of three raises during a round of betting, except when players go head-to-head, in which case betting can go on until someone decides to call.

No Limit Hold'Em

No Limit refers to the amount of chips a player can bet in each betting round. In this case it's exactly that, no limit - players can bet any amount of chips above the minimum, often times betting them all and uttering that famous no limit phrase "all in".

Pot Limit Hold'Em

Pot Limit falls somewhere between Limit and No Limit Hold'Em. The minimum bet is equal to the big blind while the maximum bet is equal to the number of chips already in the pot. If several people "bet the pot" in succession, the number of chips in the middle can escalate quickly.

Omaha Rules

The object of the game is to create the best five-card poker hand with any combination using two of your four personal cards and three of the five community cards. In the World Series of Poker: Tournament of Champions a white disc is used to indicate which person is the "dealer". The two players to the left of the dealer button are required to make a forced bet called blinds. Before the cards are dealt, the person to the left of the dealer posts a bet called the small blind, which is equal to half of the minimum bet. The person to the left of the small blind posts the big blind, which is equal to the minimum bet.

The first four cards are dealt face down, and the person to the left of the big blind starts the first round of betting. When the first round of betting is complete, the first set of three community cards are then dealt face up, this is known as the Flop. A round of betting occurs followed by two more community cards dealt face up known as the Turn and the River, with a round of betting after each. At the end the best hand takes the pot.

Omaha High-Low Rules

The highest hand splits the pot with the lowest qualifying low hand. You must use two of your four personal cards and the three of the five community cards to make the highest and lowest hand. To qualify for the low half of the pot, the low hand is 8,7,6,5,4



or lower and Aces play both high and low. In the World Series of Poker: Tournament of Champions a white disc is used to indicate which person is the “dealer” for the round. The two players to the left of the dealer button are required to make a forced bet called blinds. Before the cards are dealt, the person to the left of the dealer posts a bet called the small blind, which is equal to half of the minimum bet. The person to the left of the small blind posts the big blind, which is equal to the minimum bet.

The first four cards are dealt face down, and the person to the left of the big blind starts the first round of betting. When the first round of betting is complete, the first set of three community cards are then dealt face up, this is known as the Flop. A round of betting occurs followed by two more community cards dealt face up known as the Turn and the River, with a round of betting after each. At the end the best hand takes the pot.

Seven Card Stud Rules

Antes are required from all players before dealing begins. Three cards are dealt to players, two down and one up. The betting opener is determined by the lowest showing card. If there's a tie for the low card, the card suit resolves it: spades outrank hearts, followed by diamonds, and finally clubs as the lowest suit.

The player holding the lowest showing card must “bring it in” by opening with a bet equal to twice the ante. If the low player doesn't make this bet, they're forced to fold and the opener passes to the player on their left.

The next player clockwise from the opener can call by matching the opener, raise by betting the low betting limit or fold. Throughout Third Street all bets and raises are fixed at the low betting limit.

On “Fourth Street” another card is dealt face up. The opener on Fourth Street and remaining streets is the high hand, as determined by the face up cards. They may check or bet. If they bet, it's at the low limit, and which fixes all raises in this round to the same.

On “Fifth and Sixth Street” cards are dealt up again, and the high hand opens. All bets and raises are at the upper limit.

As the game goes into “Seventh Street” a final pocket card is dealt. All bets and raises are once again at the high limit.

After “Seventh Street” the bets and raises are resolved, and the remaining players enter the Showdown. The opener reveals his pocket cards. If a player wishes to compete with this hand they too reveal their pocket cards, or they can fold.

Razz Poker (Seven Card Stud Low)

The rules to Razz are the same as Seven Card Stud except the high card opens, and the low card acts first on all subsequent rounds. The best possible hand is 5-4-3-2-A; Aces are always low in Razz.

HORSE

Horse is a combination of **H**old'Em **O**maha, **R**azz, **S**even card Stud high and Seven card stud **E**ights or better, or hi-lo.



CREDITS

Left Field Productions

Left Field Productions is:

David Anderson
Fabio Anthony
Jeff Baier
Steven Boswell
John Brandwood
Damien Brown
Brent Clearman
Brandon Dawson
David Donze
James Garcia
Matt Genovese
Patrick Guarino
Jamie Hayes
James Higgins
Andrew Kim
Mike Knauer
Julie Kurland
Adam Lawthers
Joanne Lee
Milton Mariscal
William Morris
Dan Olson
Axel Ortiz
Matt Silverstein
Jason Smith
Marcus Wassmer
Larry Wellbrock
Michael Woolf

ADDITIONAL THANKS

Richard Aronson
Rob Blanchard
Pam Detrich
Chris Hassell
Allan Hayburn
Miguel Ortega
Yani Veliz
Lakshya Digital

SPECIAL THANKS

Chris Ferguson
Mick West

Activision Value

General Manager

Dave Oxford

Vice President of Studios

Patrick Kelly

Vice President of Sales

Tim Flaherty

Vice President of Marketing and Creative Services

Mark Meadows

Legal

Joe Hedges

Producers

Donna Johnston
Aaron M. Thompson

Director of Product Development

Chip Pedersen

Manager, Creative Direction and Design

Carlos Martin

Technology Manager

Chris Arends

Manager of Quality Assurance

Jason Lembcke

Supervisor of Quality Assurance

Rasheem Harris



QA Lead

Dean Fingerholz

Assistant Test Lead

Denis Molloy

QA Team

Jeremy Huisheere
Bob Paterson
Paul Ference
Madison Meahyen
Brian Kuyath
Thanuvong Yang
Jeremy Andresen
Kyle Kleven
Justin Westplate
Adam Rogers
Stephen Crayton
Andy Owen
Nate Tyley
Brandon Gingerich
Tim Herzog
Par Widlund
Dan Gniady
Jordan Jaap
John Hart
Doua Xiong
Michael Berg
Tyler Neubauer
Chris Barrett
Justyn Christensen
Ryan Pedersen
Josh Cuta
Alex Reed

Technical Requirements Group

QA Manager

Chad Schilling

Technical Requirements Group

Lead

Jon Pho

Technical Requirements Group

Matt McCullough
Steve Myers

Sales Director

Jennifer Mirabelli

Sales/Marketing Coordinator

Robbin Livernois

Sales Assistant

Brynja Bjarnason

Brand Manager and Director of Trade Marketing

Steve Williams

Brand Manager and Director of Trade Marketing

Jeff Muench

Senior Graphic Artist

Trevor Harveaux

Graphic Artist

Sean James

Marketing Communications Associate

Nicole Lindstrom

Senior Brand and Licensing Manager

Andy Koehler

Director of Operations and Planning

Mike Groshens

Information Systems Administrator

Bob Viau

SPECIAL THANKS

Lon McEachern
Norman Chad
Chris Ferguson



Mark Seif
TJ Cloutier
David James Laschinger
Amanda Cinfio
Laura Ford
Randall Ryan
Brian Silva
Mark Vitello
Mike Foster
Eddie Ramirez
Jeremy Jones
George Jones
Brent Estrada
Sarah Brand

ADDITIONAL THANKS

Ann Beggs
Rachel Bongaarts
Mike Dalton
Jan Marek
Kurt Niederloh
Chris Owen
Janet Paulsen
Andy Spohn

**Activision Central
Technology Art**

V.P. of Technology
Steve Pearce

Senior Art Director
Alessandro Tento

Art Director
Filippo Costanzo

Motion Capture Director
Matt Karnes

Producer
Nick Falzon

Production Coordinator
Mike Restifo

Motion Capture Supervisor
Mike Jantz

Senior Modeler
Kenny Lammers
Bobby Milly

Modelers
Kyle Hefley
Omar Gatica
Nick Lombardo
Patrick Morrison
Ryan Verne

Rigger
Eric Black

2D Artist
David Duong
Will Routon

Special Thanks:
Haley Falzon

Voice Recording and Editing

Voices Recorded at
HamsterBall North, Indianapolis, IN
HamsterBall South, Austin TX
Digital Insight Studios, Las Vegas NV
Marc Graue Recording, Burbank CA

Sound Engineers
HamsterBall North: Kent Vernon
HamsterBall South: Randall Ryan
Dallas Gang Studios: Bruce Carey
Digital Insight Studios: Michael Lavin and
Matt Szyrka

**Voice Directors**

Randall Ryan
Brian Talbot

Dialog Editors

Kent Vernon
Randall Ryan
Brian Talbot
Martin Galway

Starring as Themselves

Lon McEachern
Norman Chad
Chris Ferguson
Men The Master
Thuan "Scotty" Nguyen
Scott Fischman
Antonio Esfandiari
Jennifer Tilly
Phil Laak
Mark Seif
TJ Cloutier
Erik Seidel
Clonie Gowen
Joe Hachem
Phil Gordon
Darrel Dicken
Thomas Keller
Edward Moncada
Karina Jett
Chip Jett
Max Pescatori
Roland de Wolfe
Kristy Gazes
Dennis Waterman
James Meehan
Liz Lieu
Andy Bloch
Aaron Kanter
Captain Tom Franklin
Jeff Shulman
Barry Shulman

Cast

Joe Cali as Curtis Immelman, Danny Wong, Jimmy Blue, William Prince, John Park and Brisbane Bob

Marc Graue as Billy Ray Johnson and Harvey Cornell

Deborah Marlowe as Stella Pearl
Lani Minelli as Penny Brown

Artie Widgery as Jack "Ice" Berg and Pete Carnation

Scott Fischer as Cavanaugh Jarvis
Scott McElroy as Clarence Low

Ken Scott as Frankie Deere and Ann Hamilton

Brian Talbot as Dr. Carol Stevens
Teresa Giles as Dena Alta

Gale Van Cott as Rita Teller, Sylvia Marsden, Lori Tinker and Louise Jones
Bruce Silverman as Alan Walters

Lance Hildebrand as Chuck Rider

Marc Cashman as Billy Ray Johnson and Harvey Cornell

Dana Lynn Barron as Jane Wayne and Trixie Riff

Alex Kroll as Bobby Weller

Music

"Take It Down, Baby" (main theme)
recorded at HamsterBall North,
Indianapolis IN



Composer
Randall Ryan

Musicians
Drums: Tim "Bird" Eversole
Bass: Chris Brown
Guitars & dobro: Bob Bailey
Organ: Randall Ryan
Harmonica: Tad Robinson

Engineer
Kent Vernon

Music Editors
Kent Vernon
Randall Ryan

"Oklahoma Heat"
Provided by De Wolfe Music

"Opposing Forces 1"
Provided by De Wolfe Music

"Big Hearted Woman"
Provided by De Wolfe Music

Writing
Scriptwriting services provided by
Blindlight

Writers
Michael F.X. Daley - Writing Producer
Jim Danger Gray - Writer
Oliver Grigsby - Writer

Video
"Introduction to the Tournament of
Champions" and "Welcome to the Rio"
created by:
Fischer Edit

Producer
Kathy Yerich

Editor
Josh Thacker

Motion Capture Actors
Mary Chris Wall
Yannis Bogris

Harrah's Entertainment Inc.

Jeffrey Pollock
Commissioner, World Series of Poker

Ty Stewart
**Director of Sports and Entertainment
Marketing (Licensing)**

Gary Thompson
**Director of Corporate
Communications**

Howard Greenbaum
VP Harrah's Specialty Gaming

Robert Daily
**World Series of Poker Tournament
Director**

Card Player Magazine

Barry Shulman
Jeff Shulman
Tim Resnik

Featuring Norman Chad & Lon
McEachern.



CUSTOMER SUPPORT

Online Support

Internet: support@activisionvalue.com
or <http://www.activisionvalue.com>

Other Contact Methods

Fax

(952) 918-9560, 24 hours day

Mail

Activision Value, Customer Support
7800 Equitable Drive
Eden Prairie, MN 55344

Phone

(952) 918-9500. Contact a customer service representative between the hours of 1:00 p.m. and 4:00 p.m. (Central Time) Monday, 10:00 a.m. and 4:00 p.m. (Central Time) Tuesday through Thursday, except holidays.



DNAS Legal Information

This Software uses "DNAS" (Dynamic Network Authentication System), a proprietary authentication system created by Sony Computer Entertainment Inc. ("SCEI").

"DNAS" retrieves information about a user's hardware and software for authentication, copy protection, account blocking, system, rules, or game management and other purposes. The information collected does not identify the user personally and will not be shared with any non-SCE company. **A PUBLISHER CAN COMBINE THIS INFORMATION WITH PERSONALLY IDENTIFYING INFORMATION FROM THE PUBLISHER'S RECORDS IF THE USER PROVIDES THE PERSONALLY IDENTIFYING INFORMATION. BEFORE PROVIDING ANY PERSONAL INFORMATION TO A PUBLISHER, PLEASE BE SURE TO REVIEW THE PUBLISHER'S PRIVACY POLICY AND TERMS AND CONDITIONS OF USE. DO NOT PROVIDE PERSONALLY IDENTIFYING INFORMATION TO A PUBLISHER UNLESS YOU ACCEPT THE CONDITIONS OF USE AND TERMS OF THEIR PRIVACY POLICY.** SCEI, Sony Computer Entertainment America ("SCEA") and their affiliates cannot guarantee the continuous operation of the "DNAS" servers. SCEA shall not be liable for any delay or failure of the "DNAS" servers to perform. If you receive a message during login identifying a "DNAS" authentication error, please contact SCEA Consumer Services at 1-866-466-5333. For additional information concerning "DNAS", visit www.us.playstation.com/DNAS. In the event of a system's incompatibility or inoperability with DNAS, the sole liability of SCEI, SCEA and their affiliates shall be limited to the repair or replacement of the user's affected game software, console, or peripherals at the option of SCEA. SCEA, its parents, affiliates, or licensed Publishers shall not be liable for any delays, system failures, authentication failures, or system outages, which may, from time to time, affect online game play or access thereto.

This Software uses "DNAS" (Dynamic Network Authentication System), a proprietary authentication system created by Sony Computer Entertainment Inc., to provide security and to help protect copyrighted content. The unauthorized transfer, exhibition, export, import or transmission of programs and devices circumventing its authentication scheme may be prohibited by law.

For additional information see: www.us.playstation.com/DNAS.

RSA Legal Information

RSA BSAFE® SSL-C and Crypto-C software from RSA Security Inc. have been installed. RSA is a registered trademark of RSA Security Inc. BSAFE is a registered trademark of RSA Security Inc. in the United States and other countries. RSA Security Inc. All rights reserved.



Software License Agreement

USE OF THIS PROGRAM IS SUBJECT TO THE SOFTWARE LICENSE TERMS SET FORTH BELOW. "PROGRAM" INCLUDES THE SOFTWARE INCLUDED WITH THIS AGREEMENT, THE ASSOCIATED MEDIA, ANY PRINTED MATERIALS, AND ANY ON-LINE OR ELECTRONIC DOCUMENTATION, AND ANY AND ALL COPIES AND DERIVATIVE WORKS OF SUCH SOFTWARE AND MATERIALS. BY OPENING THIS PACKAGE, AND/OR USING THE PROGRAM, YOU ACCEPT THE TERMS OF THIS LICENSE WITH ACTIVISION, INC. ("ACTIVISION").

LIMITED USE LICENSE. Activision grants you the non-exclusive, non-transferable, limited right and license to use one copy of this Program solely and exclusively for your personal use. All rights not specifically granted under this Agreement are reserved by Activision. This Program is licensed, not sold. Your license confers no title or ownership in this Program and should not be construed as a sale of any rights in this Program.

OWNERSHIP. All title, ownership rights and intellectual property rights in and to this Program and any and all copies thereof (including but not limited to any titles, computer code, themes, objects, characters, character names, stories, dialog, catch phrases, locations, concepts, artwork, animation, sounds, musical compositions, audio-visual effects, methods of operation, moral rights, and any related documentation, incorporated into this Program) are owned by Activision or its licensors. This Program is protected by the copyright laws of the United States, international copyright treaties and conventions and other laws. This Program contains certain licensed materials and Activision's licensors may protect their rights in the event of any violation of this Agreement.

YOU SHALL NOT:

- Exploit this Program or any of its parts commercially, including but not limited to use at a cyber cafe, computer gaming center or any other location-based site. Activision may offer a separate Site License Agreement to permit you to make this Program available for commercial use; see the contact information below.
- Sell, rent, lease, license, distribute or otherwise transfer this Program, or any copies of this Program, without the express prior written consent of Activision.
- Reverse engineer, derive source code, modify, decompile, disassemble, or create derivative works of this Program, in whole or in part.
- Remove, disable or circumvent any proprietary notices or labels contained on or within the Program.
- Export or re-export this Program or any copy or adaptation in violation of any applicable laws or regulations.

LIMITED WARRANTY. Activision warrants to the original consumer purchaser of this Program that the recording medium on which the Program is recorded will be free from defects in material and workmanship for 90 days from the date of purchase. If the recording medium is found defective within 90 days of original purchase, Activision agrees to replace, free of charge, any product discovered to be defective within such period upon its receipt of the Product, postage paid, with proof of the date of purchase, as long as the Program is still being manufactured by Activision. In the event that the Program is no longer available, Activision retains the right to substitute a similar program of equal or greater value. This warranty is limited to the recording medium containing the Program as originally provided by Activision and is not applicable to normal wear and tear. This warranty shall not be applicable and shall be void if the defect has arisen through abuse, mistreatment, or neglect. Any implied warranties prescribed by statute are expressly limited to the 90-day period described above.

EXCEPT AS SET FORTH ABOVE, THIS WARRANTY IS IN LIEU OF ALL OTHER WARRANTIES, WHETHER ORAL OR WRITTEN, EXPRESS OR IMPLIED, INCLUDING /ANY WARRANTY OF MERCHANTABILITY, FITNESS FOR A PARTICULAR PURPOSE OR NON-INFRINGEMENT, AND NO OTHER REPRESENTATIONS OR CLAIMS /OF ANY KIND SHALL BE BINDING ON OR OBLIGATE ACTIVISION.

When returning the Program for warranty replacement please send the original product disks only in protective packaging and include: (1) a photocopy of your dated sales receipt; (2) your name and return address typed or clearly printed; (3) a brief note describing the defect, the problem(s) you are encountered and the system on which you are running the Program; (4) if you are returning the Program after the 90-day warranty period, but within one year after the date of purchase, please include check or money order for \$20 U.S. currency per disc replacement. Note: Certified mail recommended.

In the U.S. send to: Warranty Replacements, Activision, Inc., P.O. Box 67713, Los Angeles, California 90067

LIMITATION ON DAMAGES. IN NO EVENT WILL ACTIVISION BE LIABLE FOR SPECIAL, INCIDENTAL OR CONSEQUENTIAL DAMAGES RESULTING FROM POSSESSION, USE OR MALFUNCTION OF THE PROGRAM, INCLUDING DAMAGES TO PROPERTY, LOSS OF GOODWILL, COMPUTER FAILURE OR MALFUNCTION AND, TO THE EXTENT PERMITTED BY LAW, DAMAGES FOR PERSONAL INJURIES, EVEN IF ACTIVISION HAS BEEN ADVISED OF THE POSSIBILITY OF SUCH DAMAGES. ACTIVISION'S LIABILITY SHALL NOT EXCEED THE ACTUAL PRICE PAID FOR THE LICENSE TO USE THIS PROGRAM. SOME STATES/COUNTRIES DO NOT ALLOW LIMITATIONS ON HOW LONG AN IMPLIED WARRANTY LASTS AND/OR THE EXCLUSION OR LIMITATION OF INCIDENTAL OR CONSEQUENTIAL DAMAGES, SO THE ABOVE LIMITATIONS AND/OR EXCLUSION OR LIMITATION OF LIABILITY MAY NOT APPLY TO YOU. THIS WARRANTY GIVES YOU SPECIFIC LEGAL RIGHTS, AND YOU MAY HAVE OTHER RIGHTS WHICH VARY FROM JURISDICTION TO JURISDICTION.

TERMINATION. Without prejudice to any other rights of Activision, this Agreement will terminate automatically if you fail to comply with its terms and conditions. In such event, you must destroy all copies of this Program and all of its component parts.

U.S. GOVERNMENT RESTRICTED RIGHTS. The Program and documentation have been developed entirely at private expense and are provided as "Commercial Computer Software" or "restricted computer software." Use, duplication or disclosure by the U.S. Government or a U.S. Government subcontractor is subject to the restrictions set forth in subparagraph (c)(1)(ii) of the Rights in Technical Data and Computer Software clauses in DFARS 252.227-7013 or as set forth in subparagraph (c)(1) and (2) of the Commercial Computer Software Restricted Rights clauses at FAR 52.227-19, as applicable. The Contractor/ Manufacturer is Activision, Inc., 3100 Ocean Park Boulevard, Santa Monica, California 90405.

INJUNCTION. Because Activision would be irreparably damaged if the terms of this Agreement were not specifically enforced, you agree that Activision shall be entitled, without bond, other security or proof of damages, to appropriate equitable remedies with respect to breaches of this Agreement, in addition to such other remedies as Activision may otherwise have under applicable laws.

INDEMNITY. You agree to indemnify, defend and hold Activision, its partners, affiliates, contractors, officers, directors, employees and agents harmless from all damages, losses and expenses arising directly or indirectly from your acts and omissions to act in using the Product pursuant to the terms of this Agreement.

MISCELLANEOUS. This Agreement represents the complete agreement concerning this license between the parties and supersedes all prior agreements and representations between them. It may be amended only by a writing executed by both parties. If any provision of this Agreement is held to be unenforceable for any reason, such provision shall be reformed only to the extent necessary to make it enforceable and the remaining provisions of this Agreement shall not be affected. This Agreement shall be construed under California law as such law is applied to agreements between California residents entered into and to be performed within California, except as governed by federal law and you consent to the exclusive jurisdiction of the state and federal courts in Los Angeles, California. If you have any questions concerning this license, you may contact Activision at 3100 Ocean Park Boulevard, Santa Monica, California 90405, (310) 255-2000, /Attn. Business and Legal Affairs, legal@activision.com.

COMING FALL 2006!



PlayStation 2



NYSC U/C

Cabela's AFRICAN SAFARI



ACTIVISION

ACTIVISION

activision.com

Cabela's

www.cabelas.com



PlayStation 2

For a FREE Cabela's catalog call: 1-800-230-8400

Activision Publishing, Inc. P.O. Box 67713, Los Angeles, CA 90067 75265.226.US

©2006 Activision Publishing, Inc. African Safari is a trademarks of Activision Publishing, Inc. and its affiliates. Activision is a registered trademark of Activision, Inc. All rights reserved. Cabela's and the Cabela's logo are registered trademarks of Cabela's Incorporated. The ratings icon is a registered trademark of the Entertainment Software Association. All other trademarks and trade names are the property of their respective owners. All rights reserved. "PlayStation" and the "PS" Family logo are registered trademarks of Sony Computer Entertainment Inc. All other trademarks and trade names are the properties of their respective owners.

